Bitzer 4DC-7.2Y-40S Condensing unit

Specifications

Marque	Bitzer
Le type	4DC-7.2Y-40S Condensing unit
Réfrigérant	Freon
kW at 0ºC/+40ºC	21,1
kW at -5ºC/+40ºC	17,5
kW at -10ºC/+40ºC	14,3
kW at -20ºC/+40ºC	9,3
kW at -30ºC/+40ºC	5,5
kW at -40ºC/+40ºC	2,8
Sur le châssis en acier	✓
Interrupteurs de sécurité de pression	✓
Réservoir de liquide	✓
Liquid déshydrateur ligne	✓
m3 / h	26,9
Remarques |	Y.o.b. 2006
Weight	412
Condensing Unit	✓
Tailles	2290x1270x480 mm (LxWxH)
Stock	1

Description

Used Bitzer 4DC-7.2Y-40S Condensing unit

Used Bitzer 4DC-7.2Y-40S condensing unit. Complete with a Bitzer 4DC-7.2Y-40S semi-hermetic reciprocating compressor, condenser with 3 Ziehl-Abegg fans - 50 Hz - 0,78/0,55 kW - 1340/1000 RPM - Diameter 500 mm, liquid receiver, liquid line filter drier and a control box. *Why choose for HOSBV? Were not only the largest used refrigeration specialist in Europe, but also, we solely deliver our orders after performing an extensive test and an industrial cleaning. If requested we are happy to arrange your logistics.

GEA
Grenco B.V.
Refrigeration Division
Lid van mg technologies groep
Hoofdkantoor
De Beverspijken 7 · 5221 EE 's-Hertogenbosch · Nederland
STEK nr. : G0055
Vestiging Born
Helrweg 4a · 6121 JP Born · Nederland
Telefoon : +31 (0)46 485 10 92
Installatie identificatie nr. G0055/03323-120-2-01
Fabricagejaar 2007
Type koelinstallatie Koelinstallatie inpakruimte
Koudemiddel R507 20 kg
Testdruk PT - HD;LD zijde 27.5 27.5 bar(g)
Medium drukbeproeving stikstof
Notified Body 1242 - Energie Consult Holland
Ontwerpdruk HD zijde -1 / 25 bar(g)
Ontwerptemperatuur HD zijde +55(VERZ)/+100 °C
Ontwerpdruk LD zijde -1 / 25 bar(g)
Ontwerptemperatuur LD zijde -50 / +32 °C
Bedrijfsdrukken HD ; LD zijde 8,5 / 22 ; 2,1 / 6 bar(g)
Bedrijfstemperaturen HD ; LD 15 / 50 ; -2- / +5 °C
Vermogen kW bij 20 KW -1 °C
Ledig gewicht 400 kg

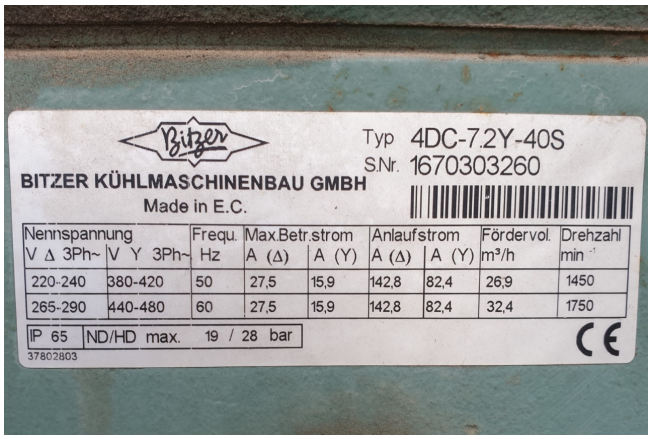
Bitzer
Typ 4DC-7.2Y-40S
S.Nr. 1670303260
BITZER KÜHLMASCHINENBAU GMBH
Made in E.C.
Nennspannung V Δ 3Ph~ | V Y 3Ph~ | Frequ. Hz | Max.Betr.strom A (Δ) | A (Y) | Anlaufstrom A (Δ) | A (Y) | Fördervol. m³/h | Drehzahl min⁻¹
220-240 | 380-420 | 50 | 27,5 | 15,9 | 142,8 | 82,4 | 26,9 | 1450
265-290 | 440-480 | 60 | 27,5 | 15,9 | 142,8 | 82,4 | 32,4 | 1750
IP 65 | ND/HD max. 19 / 28 bar
37802803
CE



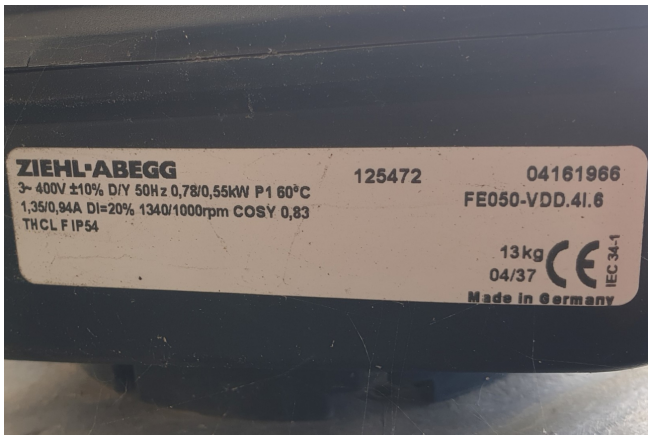
ZIEHL-ABEGG
3~ 400V ±10% D/Y 50Hz 0,78/0,55kW P1 60°C
1,35/0,94A DI=20% 1340/1000rpm COSY 0,83
THCL F IP54
125472
04161966
FE050-VDD.4I.6
13kg
04/37
IEC 34-1
Made in Germany


VK05/GR18
HOOFDSCHAKELAAR
SERVICE WCD
UNIT
TRIP
COMPRESSOR
COND.FAN
EVAP.FAN
WCD
SUMP
C.C.
HEATER
1242
R507
Veld
12213
TYPE KOELINSTALLATIE
KOUDEMIDDEL
TYPE
HOEVEELHEID
JAAR INSTALLATIECONTROLE